

Mad Reader *MOD*

LUPINE: A RIG WITH FANGS

Few modders stop after perfecting their first modded system, so it's no surprise that Craig "Tech-Daddy" Tate jumped at the chance to build and mod his wife's computer after he finished his own blingGreen mod. "I knew that her favorite color was purple and that her favorite animal was a wolf," says Tate, a systems administrator.

Tate generally draws his inspiration from custom and model cars. "Some don't believe this, but I get a ton of ideas from my son's Hot Wheels' collection," says Tate. "Paint schemes, image designs, accents . . . they always pull so many

different design ideas into each little car." The Lupine's elaborate lighting presented a new challenge, but Tate cooked up some ideas and hunted down a case that could handle his modding plans: the Centurion 5. Tate also took advantage of Cooler Master's 80mm and 120mm lighted fans (TLF-S82-EP and TLF-S12-EP, respectively) to create the Lupine's system-wide purple glow.

Next, Tate set to work on the Lupine's elaborate side window. After acquiring permission from two artists to use their illustrations of a wolf and a moon, Tate combined the two images. "The [new] image was then converted into

grayscale black and white and sent to a friend for etching into a piece of clear acrylic," says Tate.


Tate added four white LEDs that light up the etched images. Instead of cutting a standard square window into the side of the case, Tate cut out the silhouette of a wolf, which howls at the acrylic window's moon. Thanks to four empty drive bays, the front panel also sports a fantastic double-layer wolf silhouette. Now that's a classy puppy. ▲

by Joshua Gulick

Photos by: Moses Olmes



The howling wolf that graces the front uses two LEDs. "I actually cut the wolf out of acrylic, sanded both sides with 160-grit paper to make it foggy and opaque, and then I reduced the image size by about 20 to 30% and printed off a template for the 'blacked-out wolf' and cut that out of poster board and sprayed that black with vinyl-dye paint," says Tate.




Some fancy cable management goes a long way toward a tidy case. Tate used Lizard-Tree.com's coils to control the cabling and to enhance the case's purple theme.

Tate liked the Centurion 5's overall design, but he was less enthusiastic about the paint job. Tate gave the system a chrome color scheme before he applied purple paint.

"Normally I swear off of chrome paint because it really stinks (if you are looking for a reflective chrome finish), but all I was looking for was a more reflective finish . . . representative of what brushed aluminum looks like," Tate notes. "I got that in spades with the chrome paint. I then let that dry and applied probably four coats of purple anodizing paint over the chrome paint."




Thanks to a variable-speed jigsaw and rotary tool, Tate cut a mountain top and a second wolf into the bottom of the window frame. "I used a variable-speed rotary tool (Craftsman) with reinforced cutoff disks for most of the grunt work and then regular cut-off disks (thinner) for some of the detail work," says Tate. "I also made sure to not throw away wheels that got small, as I used them during the detail work to get into spots that regular sized disks would not fit into . . . I used some narrow carbide-cutting bits to make some of the cuts even more detailed and to deburr the edges."



The modder community pitched in to help make Lupine the classy beast that it is. Sheldon "Sheldog23" Bright cut the clear acrylic window and sent it to Josh "Zapwizard" Driggs, who etched images of the wolf and moon that Tate provided.



Tate went out of his way to keep his case clean. He used a chrome vinyl to add flair to the system's power supply unit and routed the cables behind the motherboard tray to keep them out of sight.



Tate powers his beast with an AMD Athlon 64 FX-53, 1GB of Corsair XMS PC3200XL memory, and an Asus A8V-e Deluxe motherboard. He cools the processor with a big honkin' Cooler Master Hyper 48 (KHC-L91-U2) all-copper heatsink.

Give Us Your MOD

Have a computer mod that will bring tears to our eyes? Email photos and a description to madreadermod@cpumag.com. If we include your system in our "Mad Reader Mod" section, we'll send you a \$1,500 Newegg.com gift certificate and a one-year subscription to *CPU*.